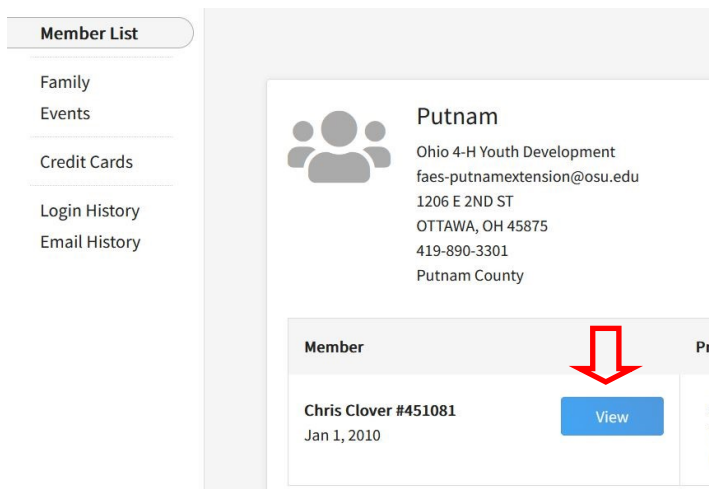


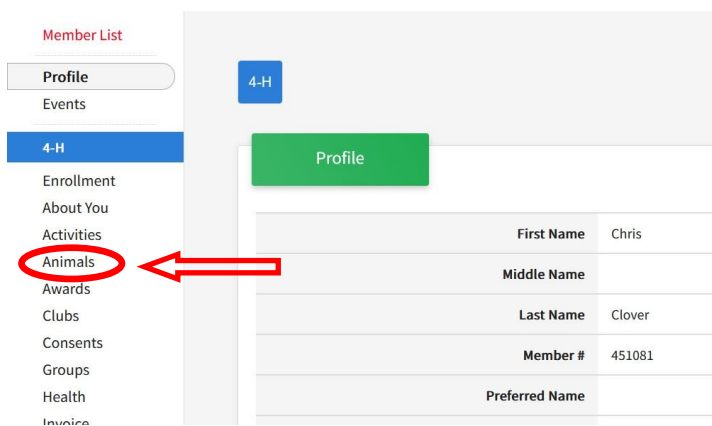
Submitting Market & Breeding 4-H Animals on 4-H Online by Possession deadline



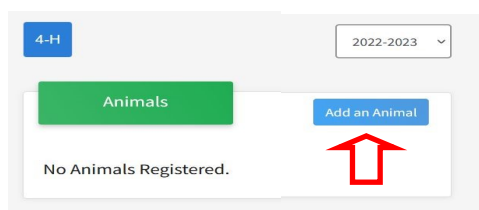
1. Log into 4-H Online

Profile (v2.4honline.com)
using 4-H Online account

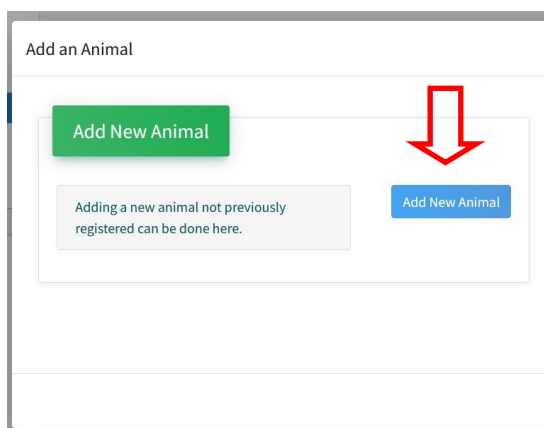
2. View Members account



3. On the menu to the left
select the tab: Animals



4. Select Add new animal



5. Select Add new animal
(again)

Animal Type *required*

- Beef Breeding
- Beef Breeding**
- Beef/Dairy Feeder Calf
- Beef/Dairy Market Steer/Heifer
- Dairy Cow/Heifer
- Dog
- Goat Breeding
- Market Goat
- Pygmy Goat
- Horse, Pony, or Small Equine
- Llamas and Alpacas
- Small Animal
- Poultry Breeding
- Poultry Exhibition
- Poultry Market
- Market Rabbit
- Rabbit Breeding or Pet
- Breeding Sheep
- Market Lamb
- Breeding Swine
- Market Swine

6. Select your animal type then type in the tag number

tag *required*

The tag # has to be the Full EID/Scrapie tag numbers/letters

7. Click the continue button

8. Fill out all required fields

*If you are participating in Bred & Fed at the fair, you can select county raised—Yes.

After filling out the required fields, you will submit pictures of the animal. 4 pictures are required on 4-H Online. Putnam County requires only 2. You can add the same picture twice.

- 1 picture of a close up of the tag
- 1 picture of a 6 foot view of the animal that shows the tag is in the animal's ear

*Pictures must be clear

9. Submit each animal

(Breeding & Market animals must be submitted)

- Family tagging - each member will have to list each animal
- Tag number has to have the entire EID/Scrapie number/letters

Any questions please call or email the office!

(419-523-6294 or faes-putnamextension@osu.edu)