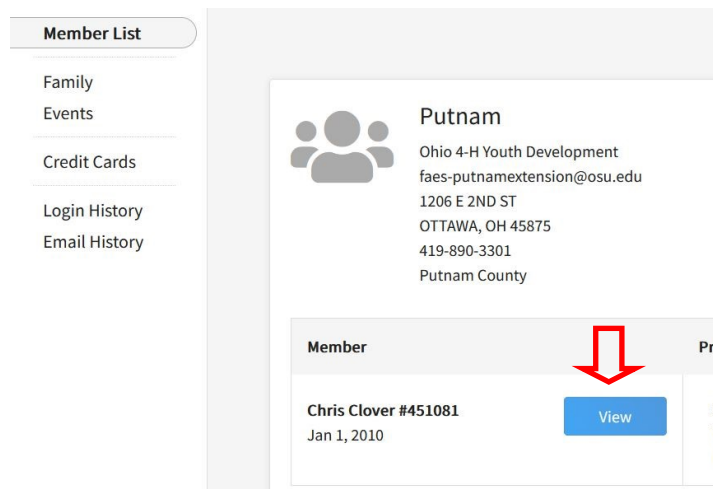
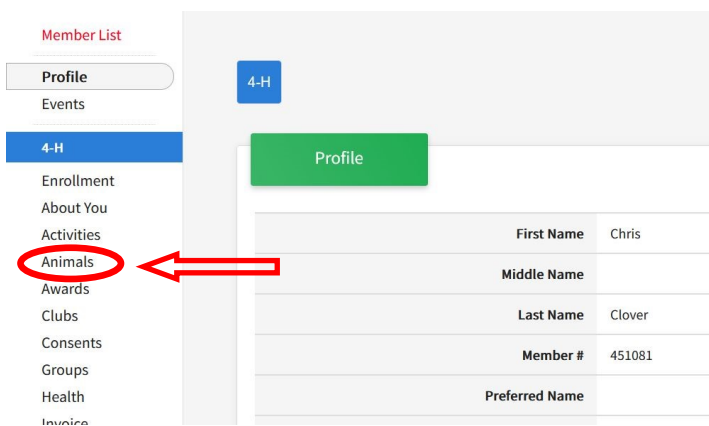


Submitting 4-H Horses on 4-H Online by Possession deadline

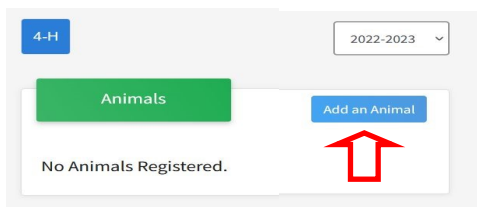
1. Log into 4-H Online Profile (v2.4honline.com) using 4-H Online account
2. View Members account



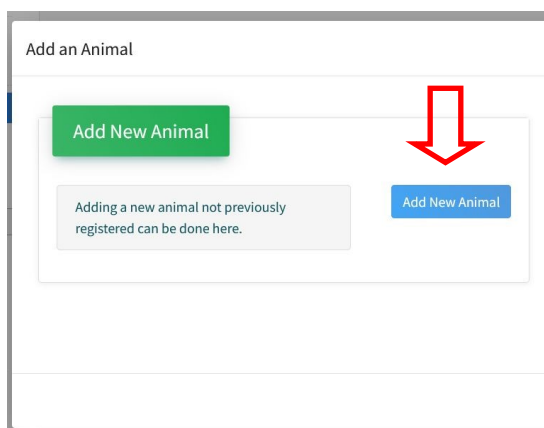
3. On the menu to the left select the tab: Animals



4. Select Add new animal



5. Select Add new animal (again)



New Animal

Animal Type *required*

Horse, Pony, or Small Equine

name *required*

6. Select Animal type and click Horse, Pony, Small Equine

7. Type in Animal's name

8. Click the continue button

9. Fill out all required fields

Type of Pet *required*

Horse - Back Up

Horse, Pony, or Small Equine

*If you are planning on submitting a back up horse, please type in Back Up on the very last required question.

10. After filling out the required fields, you will submit pictures of your horse. 4 pictures are required (State Fair requirement)

*Pictures must be clear

11. If you have a Lease Agreement, Coggins report or any documents please upload those while submitting your horse. If you receive any of those documents after submitting your animal, please send them to the Extension Office and they will be uploaded for you.

12. Submit each horse you may have

Any questions please call or email the office!

(419-523-6294 or faes-putnamextension@osu.edu)